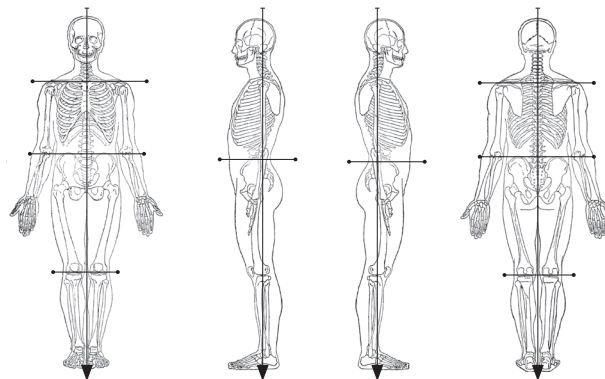


Student has 7 minutes to complete this exam

grade ___/5 & comment if issue

0 1 2 3 3.5 4 5
 unacceptable poor developing acceptable good excellent



Intro statement, procedure & consent..... /5

- Does NOT use the word 'posture'

Inspection /25

- Start with full body observation (___/5)

- Organized progression of observation in 4 views

- **Anterior View** (___/5)

Foot angle, arches, malleoli, fibular heads, Q-angle, knees, patellae, pubic bone, ASIS, iliac crest, palms of hands, carrying angle, waist angles, ribs, clavicles, shoulders, trapezius neck line, nose, jaw, head.

- **Right lateral view** (___/5)

Foot, ankle, knees, pelvic angle, chest, abdomen, chest, and back, shoulders, spine, ear lobe/tragus/external auditory meatus

- **Left lateral view** (___/5)

Foot, ankle, knees, pelvic angle, chest, abdomen, chest, and back, shoulders, spine, ear lobe/tragus/external auditory meatus

- **Posterior view** (___/5)

Heels, achilles tendon angle, popliteal fossa, psis, arms, waist angles, ribs, spine, scapula, shoulders, head

Palpation /5

- Permission to palpate & bilateral comparison (___/5)

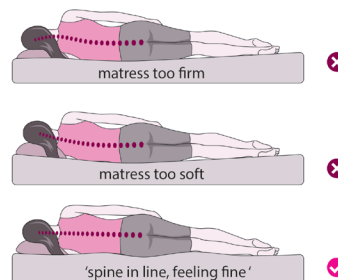
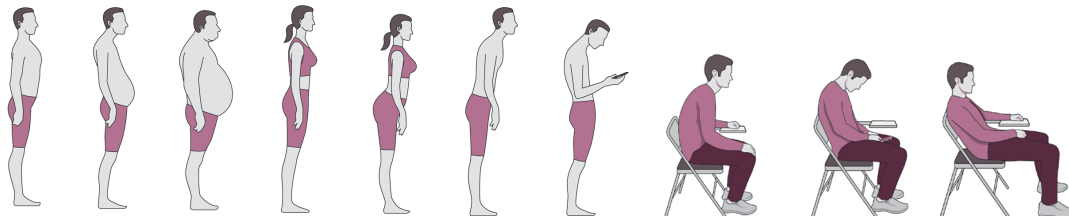
Overall /15

- Provides comprehensive summary (HIPMNRs) (___/5)

- Indicates seated/workstation/sleep position if needed (___/5)

- Effective, confident, professional demeanor (___/5)

Lack of prompting & good time management



Text reference: Evidence Informed Muscle Manual

Proctor: _____

Date: _____